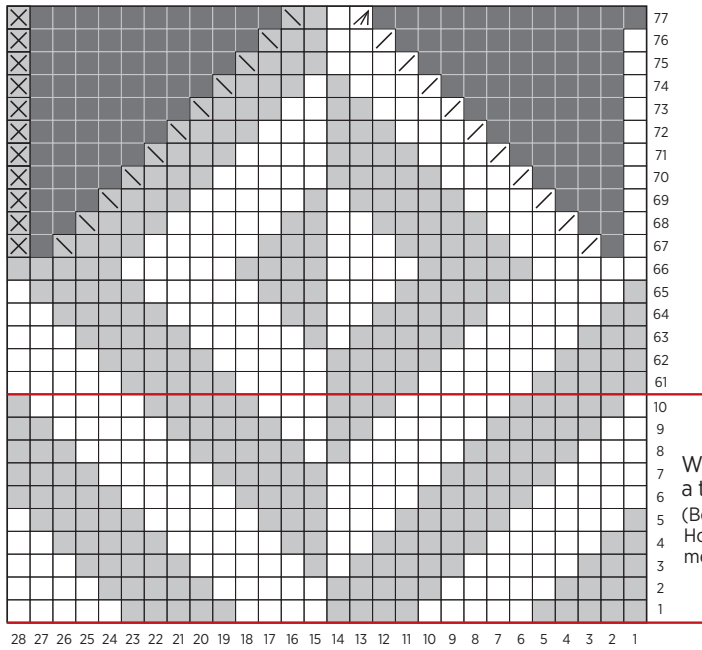


# Herringbone Mittens: Adult Small

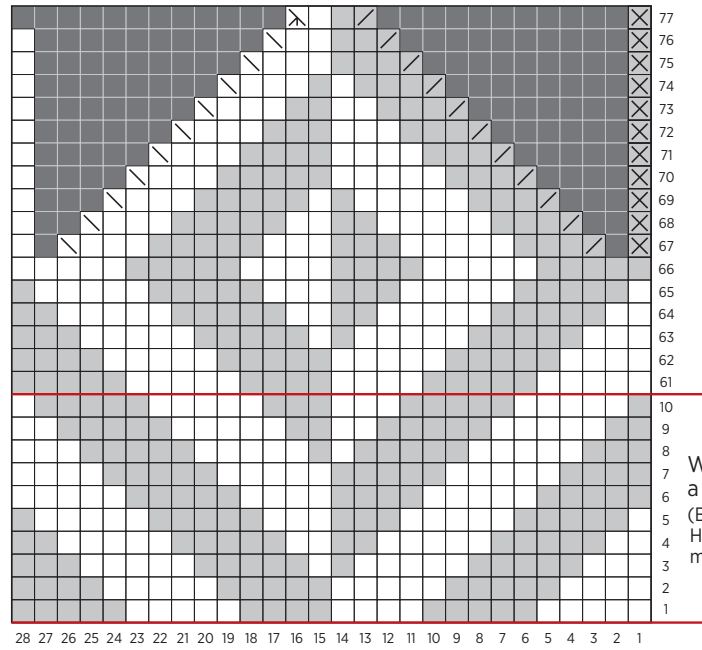
## PATTERN CHARTS

Right Hand



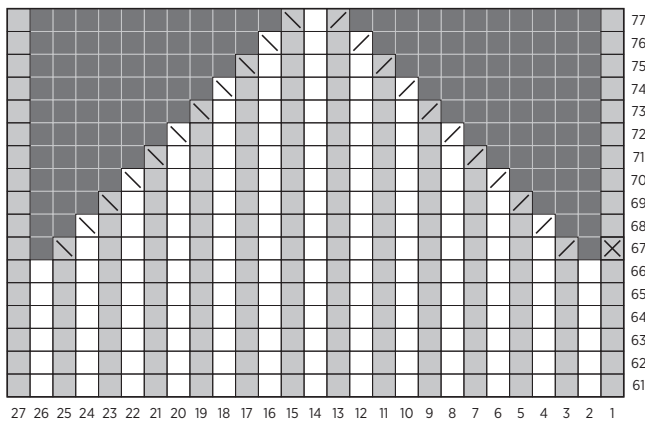
Work Rows 1-10  
a total of 6 times  
(Be sure to add Thumb  
Hole when piece  
measures 4 inches.)

Left Hand

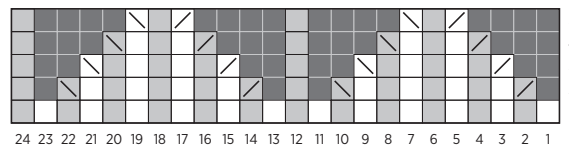


Work Rows 1-10  
a total of 6 times  
(Be sure to add Thumb  
Hole when piece  
measures 4 inches.)







Pin Stripe Hand Top







Thumb Top



### KEY

MC CC  
  knit  
  knit 2 together  
  slip, slip, knit

MC CC  
  knit 3 together  
  slip, slip, slip, knit  
(see Special Instructions)  
  knit, trapping float  
(see Special Instructions)  
 no stitch