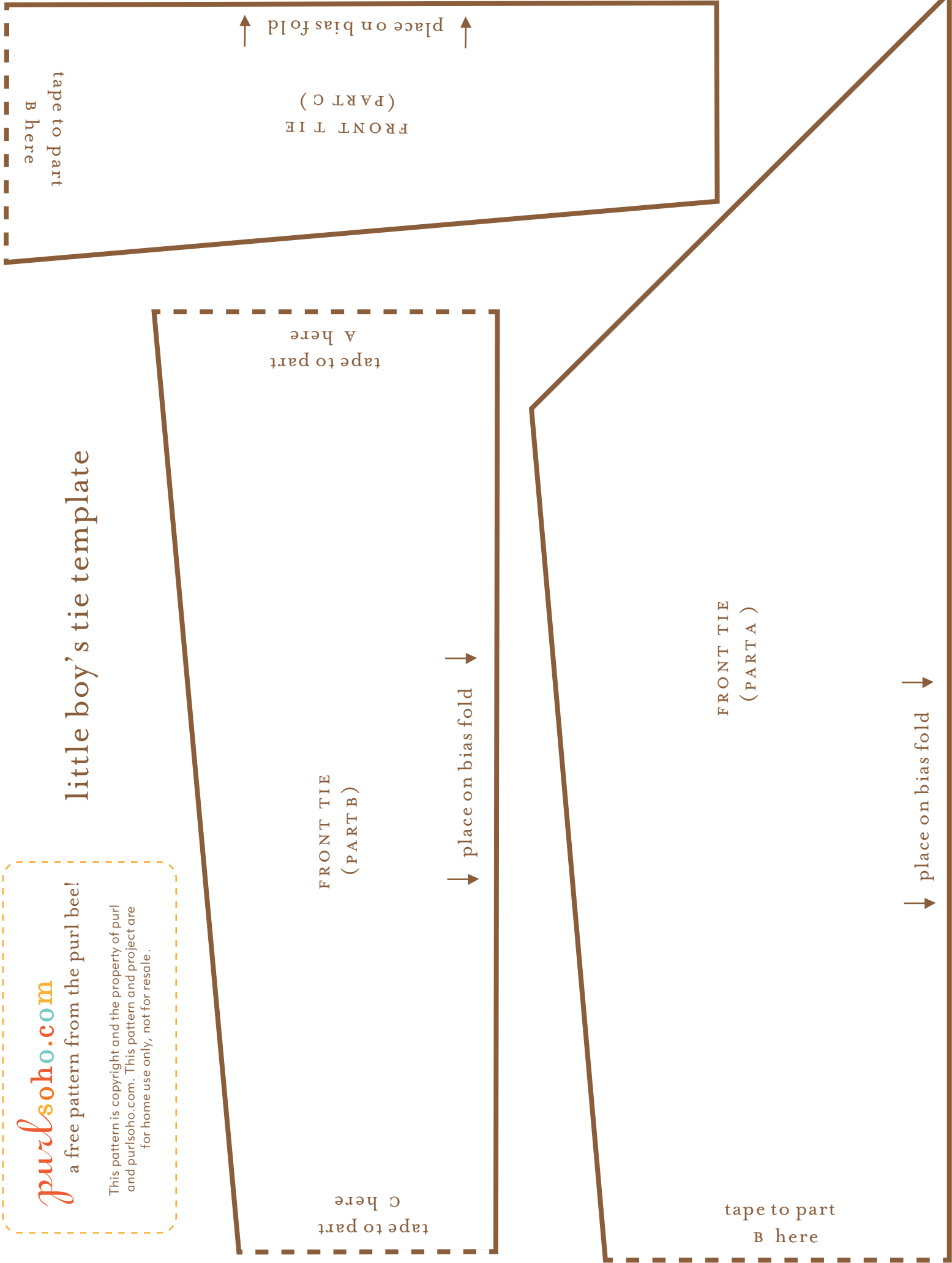




**purlsoho.com**

a free pattern from the purl bee!

This pattern is copyright and the property of purl and purlsoho.com. This pattern and project are for home use only, not for resale.

# little boy's tie template





*purlsoho.com*  
a free pattern from the purl bee!  
This pattern is copyright and the property of purl and purlsoho.com. This pattern and project are for home use only, not for resale.

### little boy's tie template

tape to  
part B here

BACK TIE  
(PART C)

↓ place on bias fold ↓

tape to  
part A here

BACK TIE  
(PART B)

↓ place on bias fold ↓

tape to  
part B here

BACK TIE  
(PART A)

↓ place on bias fold ↓

BACK TIE  
LINING

↓ place on bias fold ↓

[purlsoho.com](http://purlsoho.com)

a free pattern from the purl bee!

This pattern is copyright and the property of purl and purlsoho.com. This pattern and project are for home use only, not for resale.

little boy's tie template

*purlsoho.com*

a free pattern from the purl bee!

This pattern is copyright and the property of purl and purlsoho.com. This pattern and project are for home use only, not for resale.

# little boy's tie template

tape to  
part B here

BACK TIE INTERFACE  
(PART A)

tape  
to part  
C here

BACK TIE INTERFACE  
(PART B)

tape  
to part  
A here

BACK TIE INTERFACE  
(PART C)

tape  
to part  
B here